

How to download a report in MyNetball that will display all games for a Club with game times and court allocations.


Go to my.netball.com.au

To find your Club follow step 1.

If your Club already appears when you go into My Netball, go to Step 3.

Step 1

1) Type your Club Name in the and hit Enter. (in the below screen shot, we have typed in 'Gymea').



The screen should display a list of Organisations that contain the Club Name you have searched on. (in the below screen shot, organisations with 'Gymea' as a key word have appeared).

SEARCH RESULTS - ORGANISATIONS

Clubs: 4 matching results for "Gymea"

Name	State			
Gymea Bay Public School	NSW	View Club	Details	Make this my default club
Gymea High School	NSW	View Club	Details	Make this my default club
Gymea Netball Club	 NSW	View Club	Details	Make this my default club
Gymea North Public School	NSW	View Club	Details	Make this my default club

[View all club results](#)

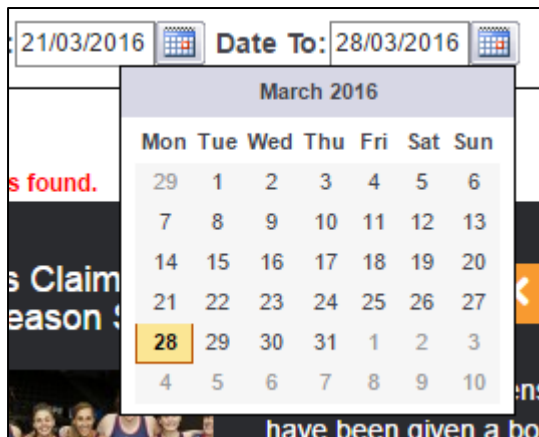
2) Select [View Club](#) for your Netball Club. In the screen shot, we have selected 'Gymea Netball Club'.


3) Hover over 'Matches' from the below table and select 'Upcoming Matches' from the drop down list.

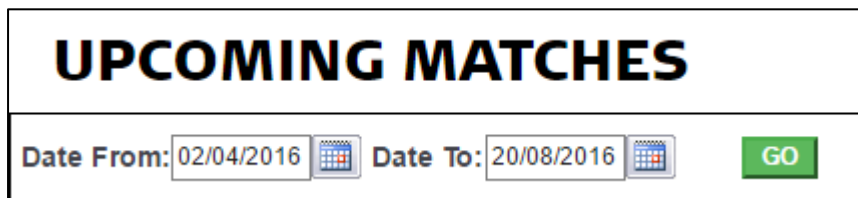


4) Enter the 'From' and 'To' dates for the 2016 Season and select

GO

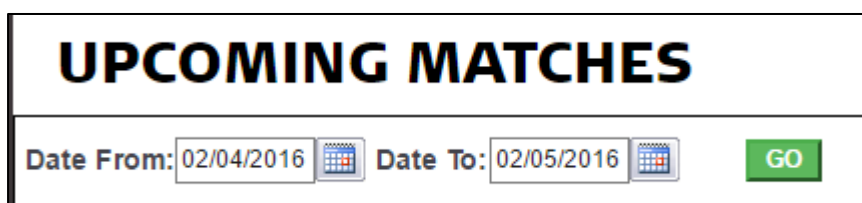


Hint – hover your mouse over the far right hand corner of the grey 'Month' area. The hand icon  should appear. Click and you should be able to move from month to month.




PLEASE NOTE – currently the system is only allowing for up to 3 rounds to download at a time. In the below screen shot, after selecting 'GO', the **TO** date has defaulted to 02/05/2016. Continue with Step 5 to download your data.

(When you have completed downloading the data up to 02/05, then download from 03/05 until last day of competition (the system will again default the **TO** date). Continue with this process until you have downloaded all rounds.)



5) The screen should display all upcoming matches up to available To date.

Select  [Download in other formats...](#) for an excel version.

This should provide you with a listing of all games, including courts and times.

You can select  [Set as default](#) to make this your default page.